

grandinroad®




PRODUCT NAME: Tombstone with Melting Candles
ITEM NUMBER: 168070
DIMENSIONS OF ITEM ASSEMBLED: H24.75"XW17"XD7.5"



OPERATION INSTRUCTIONS

Remove the rubber cover from the battery box to install or replace batteries and to adjust operational settings. Re-attach the rubber cover to the battery box for Operation. DO NOT operate the product outdoors without the Rubber Cover securely attached to the Battery Box.

SENSOR This switch will only activate lights and sound when the sensor is activated (Lights will flash in sync to the sound for one audio-cycle with each sensor activation).

	This switch mode will turn the lights and sounds off.
	This switch mode will continuously operate the lights and sound of the item.
	Raise or lower the volume using the volume control turn dial, turn all the way down to turn the volume off.

FOR INDOOR AND OUTDOOR USE.

BATTERY REPLACEMENT INSTRUCTIONS

- * Requires 3 x AA (1.5V) batteries (Not Included).
- * You will need a small Phillips head screwdriver (Not Included).

Locate the battery compartment on the product. Remove the battery compartment cover by using a small Phillips head screwdriver to unscrew the screw. After removing or installing the batteries, place the battery compartment cover into position, and secure the battery cover. DO NOT overtighten screws.

WARNINGS & CAUTIONS

Always purchase the correct size and grade of battery most suitable for the intended use. Always replace the whole set of batteries at one time, taking care not to mix old and new ones, or batteries of different types. Clean the battery contacts and also those of the device prior to battery installation.

Ensure the batteries are installed correctly with regard to polarity (+ and -). Remove batteries from equipment which is not to be used for an extended period of time. Remove used batteries promptly. For recycling and disposal of batteries to protect the environment, please check the internet or your local phone directory for local recycling centers and / or follow local government regulations.

This device complies with Part 15 of the FCC Rules. Operation is subject to the following two conditions: (1) This device may not cause harmful interference, and (2) this device must accept any interference received, including interference that may cause undesired operation.

Caution: Changes or modifications not expressly approved by the party responsible for compliance could void the user's authority to operate the equipment.

NOTE: This equipment has been tested and found to comply with the limits for a Class B digital device, pursuant to Part 15 of the FCC Rules. These limits are designed to provide reasonable protection against harmful interference in a residential installation. This equipment generates, uses and can radiate radio frequency energy and, if not installed and used in accordance with the instructions, may cause harmful interference to radio communications. However, there is no guarantee that interference will not occur in a particular installation. If this equipment does cause harmful interference to radio or television reception, which can be determined by turning the equipment off and on, the user is encouraged to try to correct the interference by one or more of the following measures: Reorient or relocate the receiving antenna, Increase the separation between the equipment and receiver. Connect the equipment into an outlet on a circuit different from that to which the receiver is connected. Consult the dealer or experienced radio/TV technician for help.

CAN ICES-003 (B)/ NMB-003 (B)

Responsible party for FCC SdoC:
Seasonal Visions International, Berkeley, CA 94710 USA
Tel: 1-855-428-3921

Customer Service: 1-800-491-4958
Online: ps@grandinroad.com

